


SOUND-ATTENUATED DIESEL-DRIVEN PACKAGES



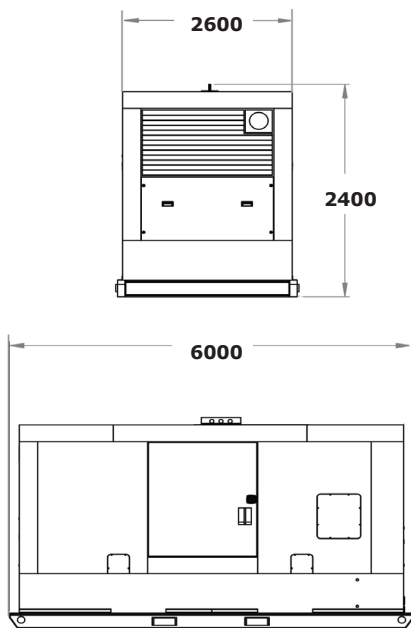
Please, scan the QR code to our website



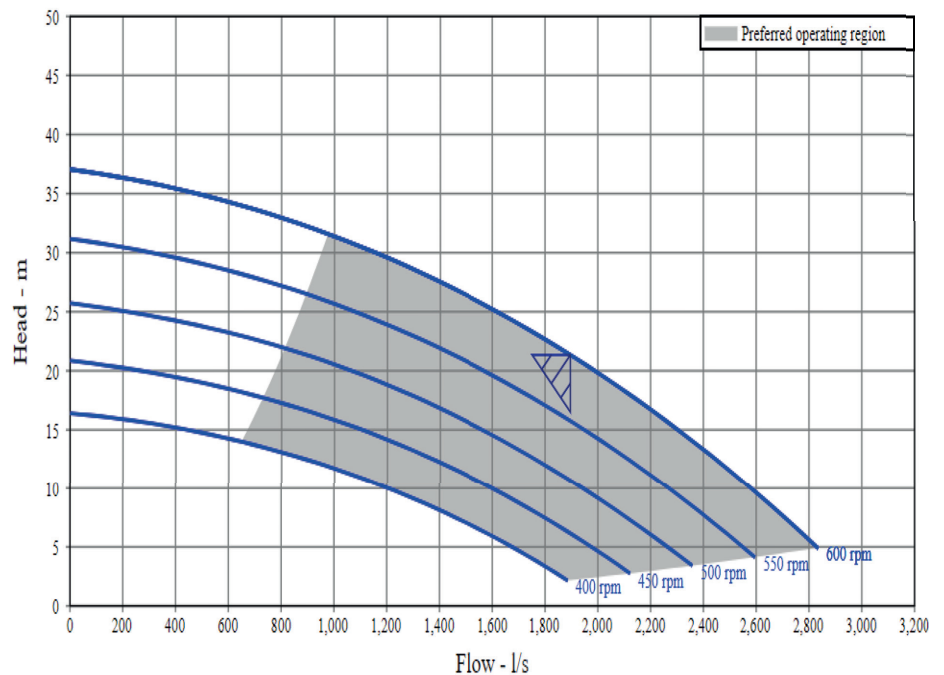
760SL

PUMP MODEL PP3030S34 PIONEER PRIME VACUUM ASSISTED END SUCTION CENTRIFUGAL PUMP SOUND ATTENUATED CANOPY PACKAGE

MECHANICAL DRAWING



PERFORMANCE CURVE



WEIGHT FULLY FUELED:
13000 KG

MODEL: PP3030S34
IMPELLER DIAMETER: 870 mm | **SOLIDS SIZE:** 150 mm

RHPUMPER.COM

AUTHORIZED IMPORTER – HEAVY DUTY PUMPS

SOUND-ATTENUATED DIESEL-DRIVEN PACKAGES

PUMP MODEL PP3030S34

PIONEER PRIME VACUUM ASSISTED END SUCTION CENTRIFUGAL PUMP



SPECIFICATIONS

Suction Connection	750 mm
Delivery Connection	750 mm
Max Flow	9500 m ³ /h
Max Head	36 m
Solids Size	150 mm
Max Speed	600 rpm
Rated Power BEP	950 kW
Fuel Tank Size	450 l + Connection
Sound Rating	64 dB 7 metres
L x W x H (mm)	6000 x 2600 x 2400

PIONEER PRIME SYSTEM

Priming System

Mechanically Driven Diaphragm Style Vacuum Pump

Air Removal Capacity

50CFM

Priming Chamber

Single chamber with positive sealing air separation

PosiValve™ with stainless steel float ball & linkage.

Discharge Check Valve

Swing Style - ductile iron with Buna-n Disc completely drywithout damage

FEATURES

- Indefinite Run-Dry Capability
- Efficient Design for Reduced Operating Costs
- Auto Stop/Start w/telemetry and remote monitoring
- Sound Attenuated, Fully Bunded Packages
- Spark Arresting Mufflers
- Chalwyn Valve
- Environmentally Safe Priming System with Patented PosiValve™ – No Blow By

ENGINE SPECIFICATIONS

Engine Type	Volvo/CAT
Displacement	32 litres
Max Continuous Horsepower	1200 kW
Safety Shutdown Switches	Low Oil Pressure, High Temperature, and V-Belt Failure

APPLICATIONS

Raw Water Pumps	Cooling Pumps	Sewage Bypass	Mine Dewatering
Dirty Water	Flood Pumps	Flushing	Silt Returns

OTHER SPECIFICATIONS

Mechanical Seal	Single seal w/ tungsten carbide vs. silicon carbide seal faces, Viton® elastomers, 300 series stainless steel hardware and spring, designed for indefinite dry running
Pump End Bearing	Enclosed Type Impeller – CA6NM Stainless Steel
Drive End Bearing	Double Row Angular Contact
Shaft	17-4 PH Stainless Steel
SAE	SAE engine-mount bracket options available

CONSTRUCTION MATERIALS

STANDARD

OPTION

Impeller	CA6NM-316 SS	CD4MCu
Volute	Ductile Iron ASTM A536 65-45-12	CD4MCu
Wear Ring	CD4MCu-316 SS	CD4MCu-316 SS
Suction Cover	Ductile Iron ASTM A536 65-45-12	CD4MCu
Bracket	Ductile Iron ASTM A536 65-45-12	CD4MCu
Backplate	Ductile Iron ASTM A536 65-45-12	CD4MCu

RH PUMPER A/S

Stenrøjlervej 1
DK-4200 Slagelse

Telefon: +45 5850 6065 | E-mail: info@rhpumper.com

RHPUMPER.COM



HEAVY DUTY PUMPS

ISO 14001, OHSAS 18001 og Sellihca Qualified