


SOUND-ATTENUATED DIESEL-DRIVEN PACKAGES



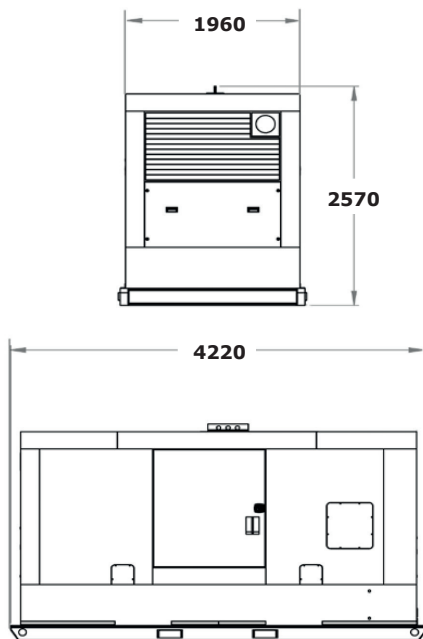
Please, scan the QR code to our website



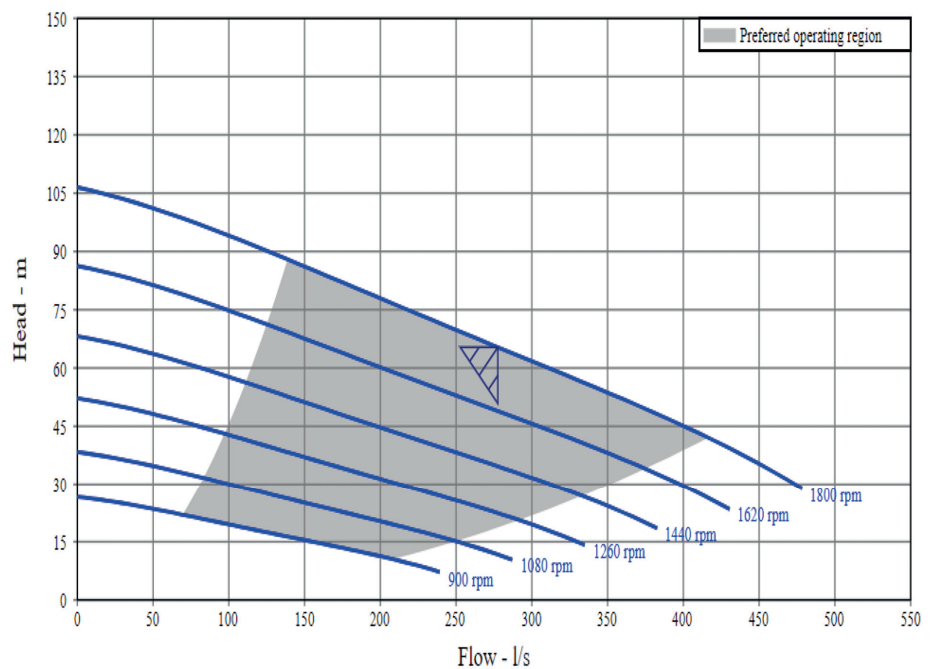
250SH

PUMP MODEL PP108S17 PIONEER PRIME VACUUM ASSISTED DIESEL-DRIVEN PACKAGE SOUND ATTENUATED CANOPY PACKAGE

MECHANICAL DRAWING



PERFORMANCE CURVE



WEIGHT FULLY FUELED:
7500 KG

MODEL: PP108S17
IMPELLER DIAMETER: 430 mm | **SOLIDS SIZE:** 88 mm

RHPUMPER.COM

AUTHORIZED IMPORTER – HEAVY DUTY PUMPS

SOUND-ATTENUATED DIESEL-DRIVEN PACKAGES

PUMP MODEL PP108S17

PIONEER PRIME VACUUM ASSISTED DIESEL-DRIVEN PACKAGE SOUND ATTENUATED CANOPY PACKAGE



SPECIFICATIONS

Suction Connection	250 mm
Delivery Connection	200 mm
Max Flow	1750 m ³ /h
Max Head	140 m
Solids Size	88 mm
Max Speed	2000 rpm
Rated Power BEP	400 kW
Fuel Tank Size	900 l
Sound Rating	65 dB 7 metres
L x W x H (mm)	4220 x 1960 x 2570

PIONEER PRIME SYSTEM

Priming System

Mechanically Driven Diaphragm Style Vacuum Pump

Air Removal Capacity

50CFM

Priming Chamber

Single chamber with positive sealing air separation
PosiValve™ with stainless steel float ball & linkage.

Discharge Check Valve

Swing Style - ductile iron with Buna-n Disc completely
drywithout damage

FEATURES

- Indefinite Run-Dry Capability
- Efficient Design for Reduced Operating Costs
- Auto Stop/Start w/telemetry and remote monitoring
- Sound Attenuated, Fully Bunded Packages
- Spark Arresting Mufflers
- Chalwyn Valve
- Environmentally Safe Priming System with Patented PosiValve™ – No Blow By

ENGINE SPECIFICATIONS

Engine Type	Volvo/CAT
Displacement	16 litres
Max Continuous Horsepower	550 kW
Safety Shutdown Switches	Low Oil Pressure, High Temperature, and V-Belt Failure

APPLICATIONS

Raw Water Pumps	Cooling Pumps	Sewage Bypass	Mine Dewatering
Dirty Water	Flood Pumps	Flushing	Silt Returns

OTHER SPECIFICATIONS

Mechanical Seal	Single seal w/ tungsten carbide vs. silicon carbide seal faces, Viton® elastomers, 300 series stainless steel hardware and spring, designed for indefinite dry running
Pump End Bearing	Enclosed Type Impeller – CA6NM Stainless Steel
Drive End Bearing	Double Row Angular Contact
Shaft	17-4 PH Stainless Steel
SAE	SAE engine-mount bracket options available

CONSTRUCTION MATERIALS

STANDARD

OPTION

Impeller	CA6NM-316 SS	CD4MCu
Volute	Ductile Iron ASTM A536 65-45-12	CD4MCu
Wear Ring	CD4MCu-316 SS	CD4MCu-316 SS
Suction Cover	Ductile Iron ASTM A536 65-45-12	CD4MCu
Bracket	Ductile Iron ASTM A536 65-45-12	CD4MCu
Backplate	Ductile Iron ASTM A536 65-45-12	CD4MCu

RH PUMPER A/S

Stenrøjlervej 1
DK-4200 Slagelse

Telefon: +45 5850 6065 | E-mail: info@rhpumper.com

RHPUMPER.COM



HEAVY DUTY PUMPS

ISO 14001, ISO 45001 og Sellihca Qualified