




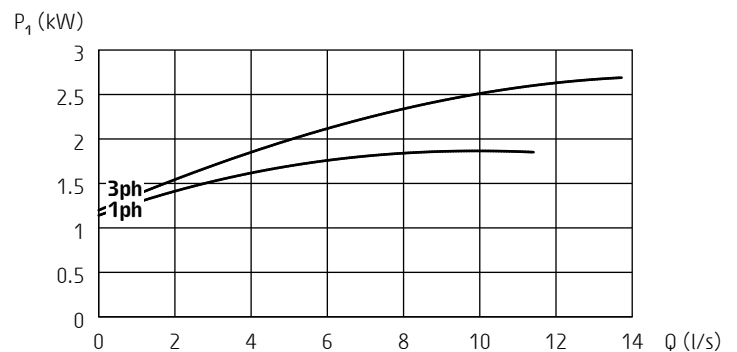
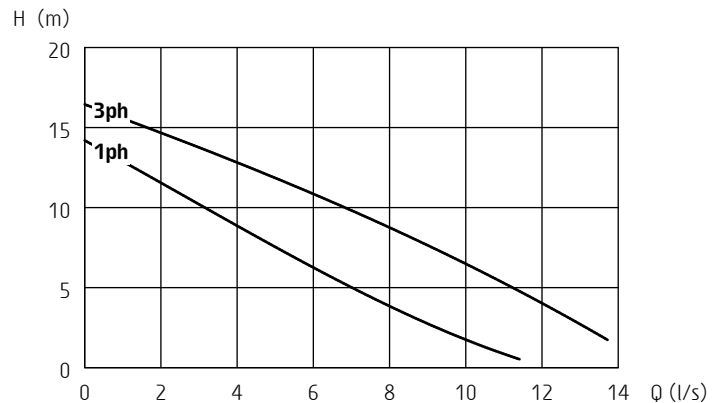
## Salvador

Electrical submersible sludge pump



50 Hz	1-ph	3-ph
Discharge connection	3"	3"
Rated power $P_2$ [kW]	1,5	2,2
Max. power consumption $P_1$ [kW]	1,9	2,7
Shaft speed [r.p.m.]	2830	2800
Rated current at 230V	8,4 A	8,1 A
Rated current at 400V	-	4,5 A
Rated current at 500V	-	3,6 A
Solids passage [mm]	50	50
Height [mm]	782	782
Width [mm]	249	249
Weight [kg]	33	33

Other voltages on request



ISO 9906/A

### Classification

Electrical submersible sludge pump  
Protection class: IP 68

### Electrical motor

1-phase: Squirrel cage induction motor with start and run capacitor  
3-phase: Squirrel cage induction motor  
Insulation class: F (IEC 85)

### Motor protection

1-phase: Temperature guard with a thermal contact in stator opening temperature 125°C (257°F), air valve  
3-phase: Phase sequence control, phase failure guard, temperature guard with thermal contacts in the stator opening temperature 125°C (257°F) (= SMART system), air valve

### Cable - SubCab

1-phase: 3G1,5mm<sup>2</sup>, 20 m (66 ft) / 14AWG/3, 53 ft  
3-phase: 4G1,5mm<sup>2</sup>, 20 m (66 ft) / 14AWG/4, 53 ft

### Limitations

Max. submersion depth: 20 m (66 ft)  
Max. liquid temperature: 40 °C (104 °F)  
Allowed pH range: 5 - 8  
Maximum liquid density: 1100 kg/m<sup>3</sup> (68 lbs/ft<sup>3</sup>)

### Shaft seals

Cartridge seal: pre-assembled double mechanical seal running in an oil compartment  
Material lower seal: *silicon carbide - silicon carbide*  
Material upper seal: *tungsten carbide - aluminium oxide*

### Bearings

Ball bearings with C3 clearance

### Discharge connection

3" hose, ISO-G or NPT

### Materials

Casted parts: *Aluminium*  
Outer casing: *Stainless steel*  
Motor shaft: *Stainless steel*  
Impeller: *Hard-Iron™*  
Pump housing: *Aluminium/Polyurethane*  
Screws and nuts: *Stainless steel*  
O-rings: *Nitrile rubber*

### Accessories

Zinc anodes  
Float switch  
Pump raft

Specifications can be changed without notice