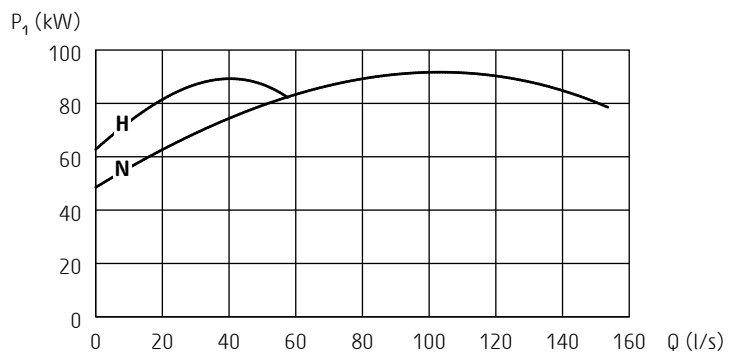
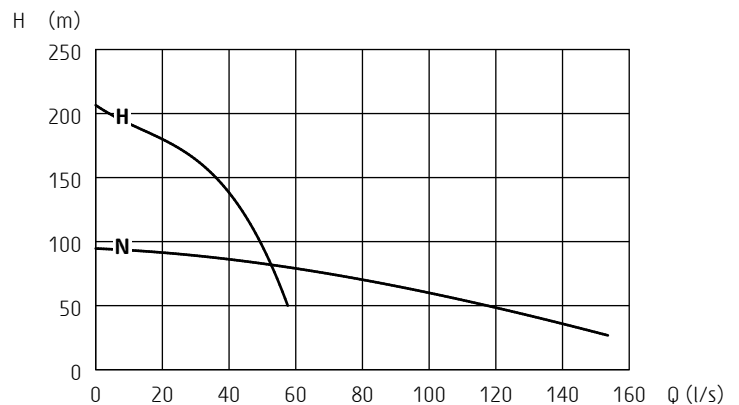
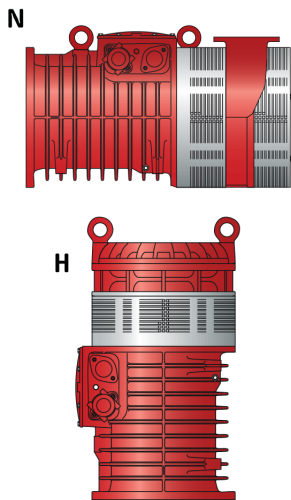




# Mega

Electrical submersible drainage pump



50 Hz	N	H
Discharge connection	6" (DN150)	4" (DN100)
Rated power P <sub>2</sub> [kW]	90	90
Max. power consumption P <sub>1</sub> [kW]	95	95
Shaft speed [r.p.m.]	2965	2965
Rated current at 400V	148 A	148 A
Rated current at 500V	117 A	117 A
Rated current at 1000V	60 A	60 A
Solids passage [mm]	10	10
Height [mm]	1180	1245
Diameter [mm]	610	610
Weight [kg]	900	985

Other voltages on request

ISO 9906/A

## Pump types

N: Normal head

H: High head

## Classification

Electrical submersible pump

Protection class: IP68

## Electrical motor

Squirrel cage 3-phase induction motor

Insulation class: H (IEC 85)

## Motor protector

Temperature guard with thermal contacts in the stator. **This pump must be used with external motor protection in accordance with technical data**

## Monitoring equipment

Pt100 sensor for main bearing temperature reading

## Power cable

4G25+S(2x0,5) or 4G35+S(2x0,5), length 20m

3G50+2x35/2+S(2x0,5) or 3G70+2x50/2+S(2x0,5)

4AWG/3-2-1-GC or 1AWG/3-2-1-GC, length 50 ft

S3x50+3x25/3+S(4x0,5) or S3x70+3x35/3+S(2x0,5)

## Limitations

Max. submersion depth: 75 m (246 ft)

Max. liquid temperature: 40°C (104°F)

Max. liquid density: 1100 kg/m<sup>3</sup> (68 lbs/ft<sup>3</sup>)

pH of the liquid: 6 - 13

## Shaft seals

Double mechanical shaft seals with an oil compartment between the seals

Material lower seal: *tungsten carbide - tungsten carbide*

Material upper seal: *tungsten carbide - tungsten carbide*

## Bearings

Main bearing: two single-row angular contact ball bearings

Support bearing: cylindrical single-row roller bearing with C3 clearance

## Discharge connections

4-6" (DN 100-150) Flange SMS, DIN, BS or ANSI

## Materials

Casted parts: *Cast iron*

Motor shaft: *Stainless steel*

Impeller: *Hard-Iron™*

Diffusers: *Nitrile rubber*

Screws and nuts: *Stainless steel*

## Accessories

Zinc anodes, Stand