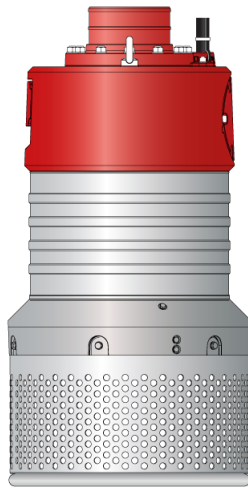




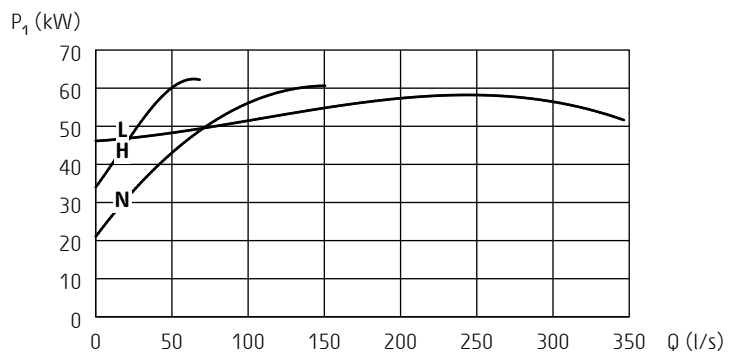
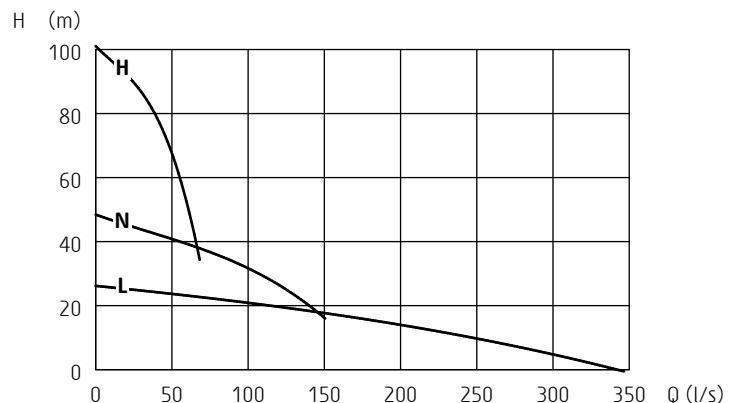
Magnum

Electrical submersible drainage pump



50 Hz	N	H	L
Discharge connection	8"	6"	10"
Rated power P_2 [kW]	57	57	57
Max. power consumption P_1 [kW]	62	64	62
Shaft speed [r.p.m.]	1475	2950	1475
Rated current at 400V	107 A	99 A	107 A
Rated current at 500V	85 A	79 A	85 A
Solids passage [mm]	12	12	12
Height [mm]	1475	1475	1475
Diameter [mm]	750	750	750
Weight [kg]	540	540	540

Other voltages on request



ISO 9906/A

Pump types

N: normal pressure

H: high pressure

L: high flow

Classification

Electrical submersible pump, protection class: IP68

Electrical motor

Squirrel cage induction motor, insulation class H (IEC 85)

Motor protector

Air valve and temperature guard with thermal contacts in the stator.

This pump must be used with external motor protection in accordance with technical data

Cable - SubCab - length 20 m (66 ft)

380-460V DOL: 4G25mm²+2x1,5mm²

460V DOL: 4G35mm²+2x1,5mm²(North America only)

500V DOL: 4G16mm²+2x1,5mm²

575V DOL: 4G25mm²+2x1,5mm²(North America only)

380-460V Y/D: 4G16mm²+2x1,5mm²

500-575V Y/D: 4G10mm²+2x1,5mm²

Limitations

Max. submersion depth: 20 m (66 ft)

Max. liquid temperature: 40 °C (104 °F)

Allowed pH range: 5 - 8

Maximum liquid density: 1100 kg/m³ (68 lbs/ft³)

Shaft seals

Double mechanical seal running in an oil compartment

Material lower seal: tungsten carbide - tungsten carbide

Material upper seal: tungsten carbide - tungsten carbide

Bearings

Lower: Double angular contact ball bearing with C3 clearance

Upper: ball bearing with C3 clearance

Discharge connection

6-10" hose, ISO-G, NPT or ANSI flange

Materials

Casted parts: Aluminium

Outer casing: Stainless steel

Motor shaft: Stainless steel

Impeller: Hard-Iron™

Diffusers: Polyurethane

Screws and nuts: Stainless steel

Accessories

Zinc anodes

Starter box, DOL or star/delta

Tandem connection

Pump raft